

# secrets

the magazine of the Young Magicians Club

**MAGICAL  
BLACKPOOL  
PHOTO REPORT  
INSIDE**



Volume 17 number 2

April 2010

# tricksandflourishesandeverythingelse



By Dan and Dave who have been at the forefront of their craft since they were only fourteen years old. They have helped mould a new genre of card magic, a style visually rich and direct. This 3 DVD collection contains a vast array of magical effects and everything else their minds have conjured up. From beginner to professional, these DVD's contain something for everyone. Each effect is broken down step by step for a seamless learning experience. The titles of each of the three DVD's,

which are boxed in a container folder, are Tricks, Flourishes, Everything Else. Also includes a 12 page explanatory booklet. Price: £63 Post Paid U.K.

## Davenport's

[www.davenportsmagic.co.uk](http://www.davenportsmagic.co.uk)


5, 6 & 7 Charing Cross Underground Arcade,  
Strand, London, WC2N 4HZ

Tel: 020 7836 0408 Fax: 020 7379 8828



# ALAKAZAM MAGIC UK

[www.alakazam.co.uk](http://www.alakazam.co.uk)



The Classic Magic of Michael Vincent range  
available now at Alakazam Magic!





Cover Picture:  
Andrew Van Buren

Published by The Young Magicians Club,  
Centre for the Magic Arts,  
12 Stephenson Way,  
London, NW1 2HD,  
England.  
Tel: 020 7387 2222

Editor: Mandy Davis  
Advertisement Manager: Clive Hyams

Designed and printed by PNC Print & Design  
020 8953 6116 artwork@pnc-print.co.uk

© April 2010, The Young Magicians Club.  
All Rights Reserved.

Opinions expressed may not always  
reflect those of the Editorial team,  
The Young Magicians Club team or  
The Magic Circle Council.

• The Young Magicians Club Team:

|                   |   |
|-------------------|---|
| President:        | Jack Delvin                                       |
| Chairman:         | Mandy Davis                                       |
| Secretary:        | Clive Hyams                                       |
| Treasurer:        | Stephen Ken-<br>nard                              |
| 'Secrets' Editor: | Mandy Davis                                       |
| Workshop Deputy:  | Kevin Doig  |
| Workshop Team:    | Steve Dela<br>Katherine Rhodes<br>Belinda Stewart |

All competitions, articles and letters  
should be sent to the address above or  
e-mailed to: [mandy@TheMagicCircle.co.uk](mailto:mandy@TheMagicCircle.co.uk)

# editorial

## Mandy's Magic Words

Blackpool was wonderful! In spite of having the bedroom broken into, and my coat stolen, I had a great time and it was fantastic to see so many of you there. A warning to us all though – the police tell me that rooms are not secure in the hotels, and thefts happen constantly, so never leave anything of value.

One of the most important things about magic, and one which is sometimes overlooked, is practice. Quite often members buy a new trick, take it out of the packet and find out how it works. Then off they go performing it to their friends..... no thought about presentation, patter, or even getting the moves or sleights perfected. This seems more common than you would suppose and it is the thing that shows the difference between a good magician and one who will never make the grade. It doesn't matter if the trick is a self-working one, everything you do needs work. For instance, if you are using a change bag, which is simple to operate, you still need to make sure you are working it when the audience's eyes and minds are elsewhere. You still need to know where the items are which you are going to place inside it and not fumble in pockets or on tables for them. You really do need to know what you are going to say from beginning to end and where you are going to put that bag when the trick is done – after all you don't want prying non-magicians picking it up to examine.

You need to realise that no trick is just self-working. Every trick needs handling care, attention to presentation and visibility too. What you say is as important, if not more so, and even the best magicians may uhm or ahh at times which destroys the flow of words. So rehearsals need to be out loud, in a private room away from distractions, until you are comfortable and ready to display what you have learned.

Sleights done without due care and practice are the biggest cause of exposure – far more than the Masked Magician and other TV programmes. A bad handling of a trick will display the method for all to see and that is the last thing you want to do.

I do hope that I will get a chance to meet some of you at the Bristol Day of Magic in Weston-Super-Mare in May. We will have a one-hour workshop there with some top names to teach you and, as always, this session will be the envy of the adult magicians who won't be allowed to attend it! Have a look at the ad on page 5 for more details.

We also have the IBM convention in Eastbourne in September with a special weekend package for YMC members check out those details inside the back cover of this magazine and... see you there!



Photo by Gordon Drayson

# NEWS

## BE NOTICED!

I am delighted to tell you that the Ali Bongo noticeboard, just outside the doors at the back of The Magic Circle's clubroom, is now mostly dedicated to YMC. So any newspaper publicity that you have regarding your magic will be most welcome for us to display to our members and to those of The Magic Circle.

I am sure this will be a popular addition to membership benefits and we can get to know about your work and how well you are doing whether you are a regular workshop attendee or not. It's over to you now – just how good are you at getting the local papers to report on your magic? Whether you work a regular venue, or are able to perform for charity, try and get the journalists interested. A full cuttings book is something to treasure. **So what are you waiting for?**

Either post your articles or scan and email them to me at the usual addresses.



**Congratulations**  
to our President  
Jack Delvin (left)  
for receiving the  
Murray Award  
at Blackpool.

- page 3 • **editorial** • mandy's magic words
- page 4 • **news** • all the latest info
- page 6 • **why be a ymc member?** • james gilmore
- page 7 • **trick** • andrew haggard
- page 8 • **feature** • stacked decks - part 2
- page 11 • **special photo report** • blackpool
- page 15 • **member profile** • elizabeth rogan
- page 16 • **reviews** • tricks, books & dvds
- page 18 • **soap box** • jack taperell
- page 19 • **cuban magic** • leon thomson
- page 20 • **puzzle pizza** • puzzle, humour & solutions

## MAGIC MOMENTS DAY

Jay Fortune launched Magic Moments Day in 2008 in memory of TV personality, and hobbyist magician, Jeremy Beadle who could often be seen wandering the dealer halls of Blackpool and other big conventions in the UK.

Jay's idea was to set aside a day each year where magicians across the country could stage a show for charity, performing to an audience of their choosing, raising funds and smiles simultaneously.

**MagicWeek has a new 'Magic Moments' page so that you can find out all about it as the day develops in 2010. Be sure to check it out!**



TV personality and  
hobbyist magician  
Jeremy Beadle



# YMC WORKSHOP DATES 2010

16th January  
17th April  
17th July  
13th November

13th February  
22nd May  
18th September

20th March  
26th June  
24th October  
(Sunday J-Day)

Workshop fee £5.00. As always workshops will run from 11am - 4pm and will be held at The Magic Circle HQ (address on page three). Please be sure to bring packed lunch (drinks and crisps will be provided free), a deck of cards, notebook and a pen as minimum requirements for the day. **Please note: you must register in advance each time.**  
Email: [mandy@themagiccircle.co.uk](mailto:mandy@themagiccircle.co.uk)

**Congratulations to the Bristol Day of Magic** - one of the best one-day conventions in the UK. This year is their **50th Anniversary** and to celebrate they have a wealth of British talent as well as some great names arriving from the continent.

**Rafael** from Belgium is one of the most creative magicians around today and is well worth 'the price of admission'. **David Stone** from France is well known to many of you as is **Etienne Pradier** who, although French, lives in the UK nowadays and is one of our top close up performers. **Graham Jolley**, whose one man show was a huge success with members of The Magic Circle recently, will be reprising this so that you will have a chance to see one of the funniest mindreaders in the world. **Geoffrey Durham** is also featured and don't miss **John Kimmons** and **Pilou** in the gala show.

We will be holding a one-hour workshop too so be sure to come and enjoy some hands-on teaching from top professionals. This is a convention which many top magicians visit as participants, to see their colleagues in action, so you will never know who you are likely to meet. With lectures, dealers and a full evening's gala show this is a superb day out.

**Full details are available from the website so do read the advertisement below and - see you there!**



Bristol Society of Magic is proud to celebrate the

## 50th BRISTOL DAY OF Magic

### Sunday 9th May 2010

Winter Gardens & Playhouse Theatre Weston-Super-Mare

**The Spring season's largest one day convention**

Featuring

★ Rafael (Belgium) ★ Pilou (France) ★ David Stone (France) ★  
Geoffrey Durham ★ Michael Vincent ★ Etienne Pradier ★ Graham Jolley ★

Gala show Close-up shows Lectures  
also featuring **Ian Keable (One Man show)**  
**John Kimmons Tony Stevens Roy Davenport**  
massive dealers exhibition

Registration forms downloadable from [www.bristolsocietyofmagic.co.uk](http://www.bristolsocietyofmagic.co.uk)



# WHY BE A YMC MEMBER?



By James Gilmore



James Gilmore (above)

When you first sign up to be a member of the Young Magicians Club you already start to feel and act like a professional magician. **DON'T TAKE IT FOR GRANTED!**

All of the hard work that goes into making the amazingly helpful workshops, and even these 'Secrets' magazines, take a lot of time to organise. There are ten workshops a year – plus our annual J-Day – each focusing on a different aspect of magic. So you really do get the chance to decide what type of magic you would like to be involved with as time goes on.

One very important question I was asked to answer when writing this is: 'What does it mean to me to be in the YMC?' Well this was complicated and to be honest I am still thinking about it right now; but really I do feel honoured to be able to share my hobby of the art of magic with so many great amateur and professional magicians.

Although you do not need to take a test to be in

the Young Magicians Club, in a way there is a test which is: Can you listen and take in all of the information from a workshop, be able to remember it for when you go home and then actually insert it into your acts and tricks?

Luckily the notepad was invented to help with this but nevertheless it is a real skill to even be able to jot down the correct information and, more precisely, you need to be able to make a note of what you think can help you in the present - and what will be helpful in the future. Of course you need to apply that to your tricks – that is truly vital because otherwise you would have wasted your whole Saturday afternoon! You should use the online forum if you can't get to workshops; this is just as good!

To be involved with the YMC is almost like a pathway to success and it helps your path into The Magic Circle when you are over eighteen – I know that in literal terms this is not correct but I will explain. Have you ever thought, when you are watching somebody perform some really good magic, 'How does he do that?' Well the YMC does not tell you how it is done but gives you guidance into the real tricks – how to make somebody want to say 'How does he do that?' Although you will be taught how to do tricks you must always remember that the real trick is the way you act and how you amaze somebody.

Anyway back to the point: I once watched an interview and the interviewee, I guess you would call him, was a magician. He was talking about how much better it was when he was younger as he would learn tricks through books and not through the modern way of videos! Although I did fall asleep in this interview one thing I did take out from it was to a) never fall asleep in interviews and b) when you learn a trick, make it your own. Don't act like the person who taught you the trick, use your own persona, your own character – then nobody will be able to do the trick like you do!

# TRICKS

## MATHEMATICAL MAGIC or A SUM TRICK

By Andrew Haggar

Andrew Haggar started in magic when he saw a Marvin's Magic stand at an exhibition around 25 years ago. A performance of Dynamic Coins fired his imagination. He has been performing ever since and teaching magic for many years. He has worked around the world in places such as Sri-Lanka, USA, Canada and throughout Europe. He now lives in Cumbria.

-----

An entertaining performance will always take time and many hours of practice but is worth the effort. Unfortunately there are no short cuts just practice and experience. So, here's a trick that needs very little misdirection but a few maths skills - well I am a teacher after all!!

### APPARATUS:

Pen and some paper

### EFFECT:

You can prove that you can predict any number chosen by a spectator!

### THE SECRET:

Write 1089 on a piece of paper, fold it and place it on your table. Ask someone to choose any three digit number. (All three digits must be different and the first digit must be at least two numbers higher than the last).

Ask them to reverse the whole number underneath the first. (For example, they chose 983 they now write 389). The smaller number is now subtracted from the larger. The answer (which, in this example is 594) is then reversed and this time the two numbers are added together.

Open the piece of paper that you wrote on and your prediction is the same as the spectator's total. If the calculations are done correctly, the answer will always be 1089.

**You see that wasn't that complicated really!**

983 (Any number) - 389 (Reversed) = 594 Subtracted total + 495 Reversed = 1089 Added total



**This trick works well on its own. However if you want a stronger magical affect try this:**

### BOOK TEST:

Ask a member of you audience to choose from a selection of three books. They can examine the books. When they have chosen the book you take the other two away. Bring out an envelope which has the word prediction clearly written on it.

Request a three digit number and follow the instructions above. You end up with the number 1089 - at which point you ask the person who is holding the book to open it to page 10. Ask them to count down eight lines and then to count to the ninth word. They read the word out loud so everyone can hear (ideally this would be a long word).

Get someone else to open the envelope and read it aloud. You don't have to have the exact word - you might have the explanation of it if it's an unusual one but the content in the envelope will indicate that the word they 'freely' selected matches the prediction in some way.

This would make a great assembly at your school and a lot people will congratulate you and try to find out the secret including your teachers! Good luck and have fun.

# STACKED DECKS

*Si Stebbins Stack*



In this second article we shall move on to a new type of Stacked Deck which is usually called the Si Stebbins.

**The Si Stebbins stack has two sequences running through it:**

1. The suits are in Clubs, Hearts, Spades and Diamonds order. This is usually referred to as CHaSeD sequence by magicians.
2. The values are in Ace, 4, 7, 10, King, 3, 6, 9, Queen, 2, 5, 8, Jack order. You will note that each value is three higher than the one before (counting Jacks, Queens and Kings as 11, 12 and 13 respectively).
3. You traditionally start to build the stack with the Ace of Clubs as the top card of the deck.

The next card is therefore the next suit in sequence (i.e. Hearts) and the next value in sequence (i.e. Four), giving the Four of Hearts. The third card is therefore the next suit in sequence (i.e. Spades) and the next value (i.e. Seven), giving the Seven of Spades.

This is repeated throughout the entire deck which should result in the following sequence if everything goes according to plan:

AC, 4H, 7S, 10D, KC, 3H, 6S, 9D, QC, 2H, 5S, 8D, JC, AH, 4S, 7D, 10C, KH, 3S, 6D, 9C, QH, 2S, 5D, 8C, JH, AS, 4D, 7C, 10H, KS, 3D, 6C, 9H, QS, 2D, 5C, 8H, JS, AD, 4C, 7H, 10S, KD, 3C, 6H, 9S, QD, 2C, 5H, 8S, JD

If the final (face) card is the Jack of Diamonds, then it is probable that the deck is stacked correctly. You will also notice that if you calculate which card should follow the Jack of Diamonds (i.e. by adding three and advancing to the next suit in the CHaSeD sequence), you will find that it will be the Ace of Clubs, which happens to be the top card of the deck.

**It is for this reason that the Si Stebbins stack is also known as a "cyclic" stack, and we shall return to another type of "cyclic" stack in the**



**next article.**

If you now ribbon spread the deck, face up on the table, you will notice that the stack is far less obvious than was the case with the Red / Black Stack. However, the regular pattern of both the suits and the values will not bear scrutiny for very long.

**So, what can you do with the Si Stebbins stack?**

Well, one of the simplest tricks that can be done is a bit of direct mindreading. In a sort of "bare bones"

## PART 2

## By Mark S. Farrar AIMC



presentation, you have somebody cut the deck (and complete the cut), as often as they like, and then let them take the top card, look at it (without your seeing it, of course), and hide it in one of their pockets.

All you need to do to discover which card they have taken is to glimpse the bottom (i.e. face) card of the deck. Again, there are many different ways of accomplishing this, but the easiest, perhaps, is to pick up the cards and square them, edge on to the table, thus allowing you to see what the bottom card is. Provided that you do not stare too obviously at this card, and carry on talking to your spectator(s) whilst you are doing this "move", you shouldn't have any problems.

Once you know what the bottom card is, you can easily deduce which card they took because of the nature of the Si Stebbins stack. For example, if you saw that the bottom card was the Six of Diamonds, then you would follow the rules described above: by adding three to the Six and advancing one suit on in the ChaSeD sequence from Diamonds, you would arrive at the Nine of Clubs.

It is because the Si Stebbins stack is cyclic that the complete cuts of the deck do not disturb the set-up and allow the trick to work, no matter how many complete cuts are made and no matter which card is looked at by the spectator.

The method for this trick can be made slightly more subtle by having a small "window" cut in the card case, just where the lower card index is situated. Ideally this should be covered by a loose flap, which can easily be raised to allow you to see the card at the face of the deck. In this presentation you would have the spectator replace the deck in the card case, after the chosen card has been removed, which would make everything look even more "above board".

If you would like to find more ideas on how to use the Si Stebbins stack then the following books will be of both use and interest:

- *"Encyclopaedia Of Card Tricks"* by Jean Hugard, which has a chapter devoted to *"Mysteries Of A Prearranged Ordinary Pack Of Cards"*, including some using this particular stack.

- *"The Card Magic Of Nick Trost"* by Nick Trost, which, apart from being a good book on card magic generally, contains an excellent trick called *"Automatic Lie Speller"* which relies on the peculiar properties of the Si Stebbins stack.

Next time, we shall move on to a stack that is similar to the Si Stebbins, but which has more advantages.



# International Magic - London

## The JC Wagner Lecture DVD

Recorded live at the MacMillan Magic Convention



A live lecture from legendary close-up bar magician, J.C. Wagner. On this dvd you will learn some of JC's fantastic card magic, such as:

### Stand Up Triumph

The ideal walkaround version of this classic effect, which fools magicians and laymen alike. After a card is freely chosen and replaced, the deck is mixed face up and face down. With a click of the fingers, the cards are all shown to be facing the same way except one - the selected card! What's more, just before the climax the cards are clearly shown to be face up / face down!. No gaffs, totally impromptu and no table. Perfect!

### The Lie Detector

Here is J.C. Wagner's highly entertaining version of the classic Martin Gardner effect. Absolutely superb stuff!

### Assembly With a Difference

A slow motion Ace assembly that will fool the most knowledgeable magician. This routine features a full explanation of a most valuable move; The Gamblers Cop.

### Factory Misprints

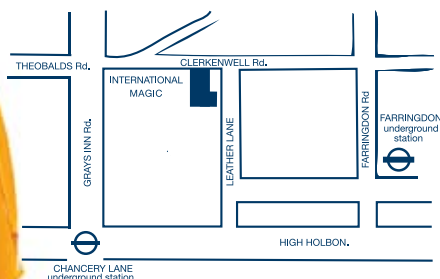
A packet printing effect that many magicians are hailing as the best of its genre. Four cards are cleanly shown to be blank and one at a time, faces and backs appear on each card. The magician next performs an ultra clean version of Dr. Daley's Last Trick, in which two of the cards transpose with the others! Finally, all the faces and backs melt away, leaving four blank cards once again. A beautifully magical routine.

### Royal Detectives

A highly visual, dynamic routine where a card disappears from between two red Kings, only to re-appear in the centre of the deck, trapped between the other two kings! What is really special is that J.C. Wagner explains three principles that every card magician will want to learn and use; The Vernon Transfer, The Larry Jennings' Flop Move and Paul Harris's Count Subtlety.

PLUS A FULL PERFORMANCE OF JC'S SPONGE RABBITS ROUTINE AND A PERFORMANCE AND EXPLANATION OF HIS CLASSIC CARD UNDER GLASS ROUTINE AS WELL AS A MINI LECTURE ON OUTS AND ESTIMATIONS, EXPLAINED FULLY IN REGARD TO JC'S THINK OF A CARD EFFECT

**For full details visit [www.internationalmagic.com](http://www.internationalmagic.com)**



Plus other lecture DVD's from our convention over the last 2 decades. Don't forget our superb Magic Convention held at the end of November each year in London, featuring the International Close Up Competition and spectacular Gala Show

**£25.00**  
plus p&p

International magic, 89 Clerkenwell Road, London EC1R 5BX. UK  
E: [admin@internationalmagic.com](mailto:admin@internationalmagic.com) / T: +44 (0)20 7405 7324 / F: +44 (0)20 7831 2927



Alex Hansford - Winner Junior Close-Up



David Williamson



Min Hyung Kim - Winner Adult Close-Up

# BLACKPOOL

## SPECIAL



Andrew van Buren



Russ Stevens



Franz Harary

I am sure everyone who was there had a wonderful time at this year's convention. There were some amazing names appearing, as you already know, and record breaking numbers of YMCers enjoying the lectures, shows, competitions and, above all, spending money with 125 dealers!


Little is mentioned about the hard work put in by Jon Marshall who had revived some of the old fairground attractions such as Woman in A Goldfish Bowl and other seemingly incredible sights. A complete hall was set up with these and the crowning glory was a show by the Andrew Van Buren, one of the biggest names in British Illusions for many a decade. Andrew, the son of the great Van Buren himself, performed a super 'across the decades' magic extravaganza in a fairground tent and the audience were treated to memories of past travelling magicians and the effects they performed. This was a novel way to spend spare time during the weekend – not that there was much of that!

FISM is the organisation which holds the equivalent of the Magic Olympics every three years. In 2012 it will be taking place in Blackpool but next year sees the birth of European FISM. This will be a huge undertaking by the Blackpool Magicians Club but will be a forerunner for the following year and promises to be the most exciting convention held in that seaside town so far. Do check out the web for details as registration is already open. Meanwhile sit back and enjoy some photos and, for some of you, memories of last month's magical weekend.


Andrew van Buren Show




Diamond  
Jim Tyler



Shoot Ogawa



David Williamson



Mark  
Mason



# BLACK S P E C

Banachek



Hyung Joom Kim



Levent



Clive Web & Dann





Joe Harper



Oscar Munoz



Adult 'Close-Up'  
WINNER (right)  
Min Hyung Kim  
with runner-up (left)  
Johan Stahl



John Van Der Put

# KPOOL C I A L



Craig Petty



David Kaplan



y Adams



Russ Stevens



David & Dania

David & Dania



Franz Harary & Jack Vogler



Huang Zheng



Franz Harary & Company



# BLACKPOOL

## SPECIAL

Rob James



Mist




Yo Kato



Ken Dodd



Mick Miller



# MEMBER PROFILE



## Elizabeth Rogan

**Favourite magic DVD?** I don't really have a collection so it will have to be Educating Archer.

**Strongest non-magical performing influences?** Peter Kay because he is a hilarious comedian who can think on the spot.

**Strongest magical influences?** Apart from Mandy Davis & Katherine Rhodes there aren't really any female influences that I have seen, so it would have to be John Archer and then Stephen Buxton, at my local Magic Society in Leamington Spa, because he helps me progress so much with my routines.

**What is your favourite magic on TV?** Derren Brown because I like his performances and humour.

**Which magician would you most like to be and why?** It's hard for me to say but if I had to name one person it would be Derren Brown because of his amazing mentalism.

**If you had your own TV chat show and could interview any three people - real or fictitious, dead or alive - who would they be?** Tommy Cooper, Ali Bongo and Martin Luther King.

**Top tip for getting into magic?** Learn the basics before you do anything. Don't just go and buy some tricks and do them as it is all in the basics! Join a local Magic Club.

**Some people I would like to thank in magic for either their help or encouragement?** My Mum and Dad for taking me everywhere, Stephen Buxton from Leamington and Warwick Magic Society, Alban from Kaymar Magic and all the other members from the Society for their inspiration and my Grandad and Uncle Liam for endlessly letting me practice on them, and for getting me in to magic in the first place.

**Age:** 13.

**Current Home?** Nuneaton, Warwickshire.

**Joined The Young Magicians Club?** June 2009.

**Hobbies apart from Magic?** Horse Riding, I look after a horse called Knight.

**Favourite magic book?** Jay Sankey Book of Magic, it's really the only one I have!

**Favourite Non-Magic Book?** Private Peaceful by Michael Murpurgo

**Favourite Film?** Matilda

**Favourite Magicians?** John Archer because he is just so funny!

**What Kind Of Magic Do You Enjoy The Most?** Close Up and Parlour because what I do is close up, but then try to turn it into a bit of a show because card tricks can be so boring!

**What do you like most about Secrets?** Reviews and member profiles

# reviews

## Cataclysm by Brian Caswell

■ Reviewed by Matthew Field



Some practice



Brian Caswell invented a popular trick called Trilogy and this is another prediction trick using numbers on cards.

You say that you were trying to memorise a deck of cards, by writing numbers on their backs, and show some examples in the deck you bring out. Three cards are named by spectators, they are removed from the deck and laced face up on the table. You now remove a photograph from your pocket, claiming that you predicted this very outcome! The spectators might doubt that, because the three cards in the photo are face down. Of course, this shows their numbers, and when the selections are turned over, the numbers match.

This is a powerful effect. The selection process could not be more fair, and you are openly spreading through a deck to remove the selections, showing everything as it should be. The effect is visual and the photograph is a nice adjunct to a card trick. The reset is instant.

However the trick can not be repeated for the same audience and you need your own red-backed Bicycle deck to write the numbers on with a Sharpie. Although the 4 x 6 in. photo looks great, it does require a jacket pocket to remove it from, but a wallet-size version is included.

Five photographs and 47 min. instruction DVD.  
£14.99 plus p&p  
Alakazam Magic, [www.alakazam.co.uk](http://www.alakazam.co.uk)

Value for money? 8/10

8/10 Amaze your friends?

Worth the practice? 8/10

## Master Works of Conjuring By Marc de Souza

■ Reviewed by Matthew Field



Lots of practice

American magician and collector Marc De Souza has won many awards, including taking first place in stage magic at two SAM conventions. He has a love of magic which extends to a near-fanatical devotion to sleight of hand.

Four DVDs, approx. 2 hrs.  
£25.02 free p&p from  
[www.world-of-magic.co.uk](http://www.world-of-magic.co.uk)

Value for money? 8/10

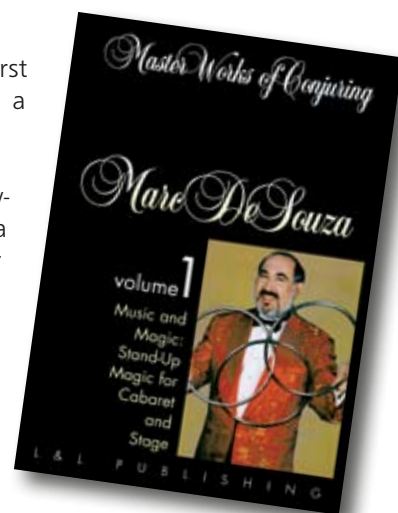
9/10 Amaze your friends?

Worth the practice? 9/10

The items you can find here include an excellent Multiplying Balls routine, a variant of Fred Kaps's Diminishing Bills, a routine for Jerry Andrus's Zone Zero, a Newspaper Prediction, the Baby Gag prediction coupled with the Bar Code gag and a fabulous idea for the number to predict, and a great Linking Finger Rings. The third volume is story tricks, with several card routines, a Torn and Restored card, a Gypsy Thread handling involving a Native American Dreamcatcher, and Ramsay's Three Coins and a Hat.

Several of the tricks require props you probably don't own, like a customised version of Dean Dill's Box and a fan which can be shown blank or reveal three cards which Marc uses in his handling of Hofzinger's Everywhere and Nowhere plot.

Many sleights are taught in the context of the tricks Marc explains. The routines are commercial, because they are the ones Marc uses to entertain lay audiences. I suggest visiting the L&L website ([www.LLPub.com](http://www.LLPub.com)) to see the full contents of the DVDs.




# Triple Impact - by Matt Ellison

■ Reviewed by Matthew Field

★  
Virtually self-working

Gaffed deck of Bicycle cards and 10 min. instructional DVD.  
£14.99 plus p&p  
Alakazam Magic, www.alakazam.co.uk

This is an excellent, virtually self-working, trick. A spectator cuts a blue-backed deck and removes three cards which he places in three different pockets. You explain that you have three red-backed cards in your pockets, which are a prediction, and the spectator can choose whether the pockets will match as though in a mirror (his right matching your left) or as if you were standing side-by-side (right matching right). He takes out the card in his right trouser pocket and it matches the one in your pocket – it's the only card in there. Next you remove the card from your other trouser pocket, and it matches that of the spectator. You both take out the cards in your back pocket and turn them over together – a third match.



Value for money? 8/10

8/10 Amaze your friends?

Worth the practice? 8/10


Everything is very clearly explained. I did my usual Field test (get it?) and brought the trick to The Magic Circle where I performed it about 15 times, to an excellent reaction. If there are weaknesses, they are that the trick can not be repeated for the same audience and that the ending is telegraphed very early on.

As the dealer ads say – no skill required, no rough-and-smooth, no palming, no atomic energy either. The trick is reasonably priced and is very good.

# Liquify - By Bill Abbott and Richard Sanders

■ Reviewed by Matthew Field

★  
Easy



This is a method for preparing a piece of paper so that when it's dipped in some water a message appears. The paper is blank, and can be examined beforehand, there are no chemicals involved and nothing to replace (except the piece of ordinary paper). Possible revelations can be a selected (forced) playing card or as the denouement of a book test. There's a trick where you hand a receipt to someone and ask them to add some of the numbers; when you dunk the receipt, the total mysteriously appears.

I discovered this phenomenon myself when I was about twelve, but was too stupid to make it into a magic trick and charge £19.46 for it. Although the young people, for whom this is demonstrated,

seem to freak out I have a few problems. Most notable is that this is simply a revelation of a prediction and it can overpower the main effect – unless you want to make this the main effect. It is a close-up trick that works best in an informal setting.

58 min. DVD plus downloadable pdf for a trick using the idea.  
£19.46 free p&p from  
www.world-of-magic.co.uk

Value for money? 6/10

8/10 Amaze your friends?

Worth the practice? 8/10

From your own



## West End Magic!

By Jack Taperell

On Saturday 6th February my father and I ventured into London to see the Davenport's Demon Magic Club show "West End Magic". The venue was the New Players Theatre, hidden away beneath Charing Cross station.

We took our seats in row two and the theatre quickly filled. The performance began with a fascinating, fast paced illusion - a variation of the Zig-Zag Lady which left the audience astonished.

The Master of Ceremonies, Paul Henri, took to the stage and introduced the comedy magic of Lee Hathaway who astounded us with a "Signed Bill in Lemon" routine but with several twists.



Lee Hathaway

Next up came Oliver Meech with his very engaging time travel theme d mentalism act with a host of impossible predictions.

Normally mentalism is dry but this was a good balance of comedy and mind reading which held the audience's attention.

The third act was not really magic but featured Phil Blackmore (some of you may have seen him on Britain's Got Talent) and some fantastic juggling. The glow in the dark clubs and balls on the darkened stage produced mesmerising patterns, leaving spots before the eyes.

James Pritchard performed one of the most famous (and dangerous) effects in magic, the Needle Trick, originally performed by Houdini. It was a gruesome sight, I admit, but a real crowd pleaser.

The final act before the interval was Oliver Tabor – with marvellous musical themed illusions. A simple

violin was taken apart, piece by piece, and each part used in a spell binding trick and incorporating dove productions and musical note card manipulations. I have to say this was my favourite act of the evening, it was very original and out of the ordinary.



Oliver Tabor

The show began after the interval with Wayne Trice with a simple, but slick and effective, ring and rope routine using good patter and interaction with the audience.

The next trick was performed by three magicians with three decks of cards and three audience selections. When the cards were revealed, they seemed to be wrong but actually they were just in the wrong order! It was a good effect and raised a fair few laughs.


Oliver Tabor took the stage again this time with a brilliant floating table. It seemed to have a life of its own as it danced around the stage.

The MC Paul Henri, and his monkey, followed with an entertaining mixture of ventriloquism and escapology.

Finally, Phil Blackman returned, this time with "extreme juggling". He balanced on a box, rolling on a tube, and juggling three chainsaws with a medieval battleaxe balanced on his chin. This completely wowed the audience and the first few rows sat very tightly in their seats, for fear of getting hit! It was a stunning end to the show and the audience left the theatre still chatting excitedly about the fantastic performances they had seen. I will be keeping an eye out for future productions from these fabulous artistes - and I hope you will too.

# CUBAN MAGIC

By Leon Thomson



Leon Thomson  
with Silva.  
(left & right)



and that these are performed all over the world! What surprised me was the fact that the most basic tricks, if performed in the correct way, really do put on a show!

During February half term I went to Cuba for a week's holiday with a packet of cards securely in my pocket! We spent some time in Havana and, whilst sightseeing, came across a theatre advertising a magic show. It didn't take long for me to buy a ticket because I wanted to see what a Cuban magic show would be like, as well as what tricks they would do and how they performed them!

It was full of tourists, mostly Canadians, who use Cuba as their sunny winter retreat. It was a full scale cabaret show complete with jugglers, dancers, singers, acrobats and, of course, magic! One excellent singer in particular turned out to be the magician Silva who went on to perform the big stage tricks. This mainly involved big boxes ("A magician mainly spends all his/her time with boxes" – Christian Lee) and fancy assistants having swords stuck into them and vanishing into nothing. The magician performed a few basic tricks and some routines such as 'Frankenstein's Nightmare' and also 'Cups and Balls'.

The tricks were mainly the stuff that I would see on the Magic Circle stage, for the Magician of the Month competition, thus reminding me that we learn some of the most amazing tricks at the YMC

Silva did some great magic; along with all the other cabaret acts the whole show was awesome! I then met him after the show; he was a very traditional Cuban and said he had been learning magic since he was young but had never thought he would be doing this show on Mondays, Wednesdays and Fridays every week!

Later on that week I went to the Buena Vista Social Club Show held at the 'Museo Del Ron' (the Rum Museum). The popular Cuban music was played all night long; I felt that I should show a little bit of magic so I got my pack of cards (being a magician you have to carry them everywhere) and started to do some table close up magic to the British and Canadian tourists. I was amazed how the waiters actually stopped just to watch me perform to them.

With the music in the background and a perfect atmosphere the party really started! I did many different tricks. What really amazed people was the 'Deck to Pocket' trick that I normally do. The evening was great! It goes to show that, if you have a pack of cards in your pocket, just showing one trick to someone can grow into showing everyone! My one message to anyone is that you should carry a pack of cards everywhere you go. As Ian Rowland once said "You can do anything with a pack of cards" and I certainly believe in that!

I had a great time in Cuba and magic certainly entertains people. I celebrated my 14th birthday, at a resort called Varadero by eating at a traditional Cuban restaurant and, of course, showing a bit of magic too!




# PUZZLE PIZZA

**ADD YOUR OWN TOPPING BY SENDING IN YOUR PUZZLES!**

## IMPOSSIBLE DOMINO BRIDGE

At first glance the structure below seems impossible to build. After all, it would collapse before many of the bricks were laid. But the bridge is actually simple to construct if you approach it with the right frame of mind.

Give it a try yourself with dominoes.



## ALPHABET TEASER

What do the red letters have in common?  
What do the Blue letters have in common?



Dennis Patten's  
**Puzzle Portion**  
Artful's Magic Drawer

Artful Alex keeps his magic in a drawer and he would like to fit partitions so that each trick has its own compartment. Can you help him by drawing 3 straight lines across the drawer to show him where the partitions should go?

## Dennis Patten's Puzzle Solution Secrets - February '10



### The Juggler Solution

The items juggled are: Iron, Club, Ball, Lemon, Yo-yo, Egg Bag & Chinese Stick. The first letters are: I, C, B, L, Y, E, S, which when re-arranged will give you **BICYCLE**.

Answers to February's Puzzle:

**Prize Competition Winner - Stuart Strachan**

**Jack Vogler's Anagrams:** 1. David Copperfield 2. Lance Burton 3. Barry and Stuart 4. Ali Bongo 5. Derren Brown 6. Cardini 7. Tommy Cooper 8. Paul Daniels 9. Dynamo 10. Uri Geller 11. Houdini 12. Rene Lavand 13. Jeff McBride 14. Max Maven 15. David Nixon 16. Siegfried and Roy 17. Dai Vernon 18. Chung ling Soo 19. Penn and Teller 20. David Roth

# SOLUTIONS



Can you keep a Secret?

[www.marvinsmagic.com](http://www.marvinsmagic.com)

For legendary magic job opportunities and work experience in store send applications to: Demonstration Manager Marvin's Magic, 3 London Road, Markyate, Herts AL3 8JL

## Add Balloon Twisting To Your Act This Year

Learn how to create simple but effective balloon models in easy to follow steps. You receive everything you need to get started right away.

The Starter Pack contains:

- \* a mixed bag of 100 Qualatex 260Q balloons. Their colour is strong and they withstand more handling than cheaper versions.
- \* a small pump with a double action that will pump air into the balloon when pumped in both directions.
- \* 2 sheets of small and 1 sheet of large stick on eyes
- \* instructions to two simple but very effective models used professionally by many twisters all over the world.

**Special Price: £10.97 with FREE delivery**

**Special Offer**

For further information visit... [www.balloontwisting.co.uk](http://www.balloontwisting.co.uk) the home for balloon twisters

## PENNYWISE MAGIC

01256 326666 -

[WWW.PENNYWISEMAGIC.CO.UK](http://WWW.PENNYWISEMAGIC.CO.UK)

FOR ALL OF YOUR SILK REQUIREMENTS. ONLY THE FINEST CHINESE SILK, AT THE BEST PRICES IN EUROPE.

SUPERIOR VIBRANT COLOURS SELECTED AT THE FACTORY BY US TO ENSURE MAXIMUM VISIBILITY.

===== PAYMENT ACCEPTED BY PAYPAL - THE SIMPLE WAY.

Imagine this: you levitate 12 feet in the air, burst into a ball of flames, then vanish only to reappear moments later in China. Sound impossible?

Probably because it is!  
We don't sell over-hyped rubbish. Just good magic at low prices. Check us out!

[www.magicbox.uk.com](http://www.magicbox.uk.com)

FREE UK NEXT DAY DELIVERY • VIDEO DEMONSTRATIONS  
DIGITAL DOWNLOADS • FREE INSTRUCTIONAL VIDEOS



The UK's brightest, full colour, independent, bi-monthly magazine  
*Miss it and you miss a lot!*

1yr (6 issue) sub:  
**£25.00** (UK)  
2yrs (12 issues) sub:  
**£45.00** (UK)



13A Lyndhurst Rd, Exeter EX2 4PA

Instant downloads:  
**£3.50** per issue  
Available from  
[www.magicseen.co.uk](http://www.magicseen.co.uk)



## THE CARD COLLECTION

The largest selection of playing cards in the UK  
brings the world's!

World's Old PS - 1880's to the 1950's and 60's  
including Tiger, Giant, Jumbo, Series 2  
Maverick, Everest!

**ALL THE LATEST DECKS**

We also stock many other things: Jokers, King of Hearts,  
Edo, Flirt, Progress, Spange, Gold, Pocket, Crown  
DVD's: Tarot, Tarot, Deck, Magic Deck II

With our website,  
www.markleveridge.co.uk  
Click on the link in our advertisement or  
37 Edgewood Way, Exeter EX2 4PA  
Additional items £1.00 p.p.

Tel: 01392 617358  
Fax: 01392 704187  
E-mail: [magic@markleveridge.co.uk](mailto:magic@markleveridge.co.uk)



[www.markleveridge.co.uk](http://www.markleveridge.co.uk)

# Great Card Magic!

**The Collected  
Card Magic  
Of  
Mark Leveridge**



**Volume One**

*15 varied card routines, with everything fully explained  
and illustrated in the 70 x A5 size perfect bound pages.*

Price: **£15.00 + P&P\***

Mark Leveridge Magic, 13A Lyndhurst Rd, Exeter EX2 4PA

Tel: 01392 252000 E-mail: [magic@markleveridge.co.uk](mailto:magic@markleveridge.co.uk)

*\*Online and Telephone Orders - P&P charged on a weight based scale. Mail Orders paid by cheque/PO, please add 20% of order value. A credit note will be issued for overpayments compared to weight based prices of £1.00 or more. CD Lecture Books and TrickUp CDs ordered on their own sent post free.*

## TOP SECRET MAGIC

Magic for the discerning performer  
Looking for something Different



Manipulation Supplies?  
Rope, Cards, Flashpaper

Now, Exclusive & Classic, Tricks,  
Books, DVD's, Props & Accessories,  
Close-Up, Stage, Mentalism,  
Escapology, Lockpicks, &  
Magic from around the world.

Proud to be  
Jerry O'Connell's  
official UK Distributor



Large range of quality used & collectable magic

[www.topsecretmagic.co.uk](http://www.topsecretmagic.co.uk)

34 Western Approach, Plymouth, Tel: 01752 667401

## The Kaymar Magic Company Quality Affordable Magic

10% Discount to Young Magician  
Club Members

**The New Kaymar Catalogue  
is now available Only £3-00**

(includes £3-00 discount voucher off future purchases)

**Visit our Website [www.kaymarmagic.com](http://www.kaymarmagic.com)**

or visit our magic studio at :

**The Kaymar Magic Company Ltd  
Unit 3, 108 Croft Road,  
Nuneaton, Warwickshire. CV10 7DN  
02476 353904**

# **MBBP**

## **Magic Books By Post Ltd**

*The worlds largest magic book supplier*



### The Tarbell Course in Magic

Is the set of 8 books every young magician should have. The eight volume course covers cards, coins, silks, rope, mental effects, routining a show, how to make people laugh and much, much more.

£26.99 each volume + P&P



### The Card College

Is the recommended 5 volume course in card magic from fundamental techniques to invaluable sleights as the palm, the pass, the glimpse, false counts and much more. The course also covers psychology, misdirection and presentation.

£29.99 each volume +P&P

**Tel: 0845-3700455**

**E-Mail: [info@magicbooksbypost.co.uk](mailto:info@magicbooksbypost.co.uk)**

**[www.magicbooksbypost.co.uk](http://www.magicbooksbypost.co.uk)**



## The international Brotherhood of Magicians British Ring No 25



Invites all members of the Young Magicians Club  
for the weekend of the Eastbourne Convention 2010

**for a special registration fee of £35.00.**

This includes all lectures and events on  
Saturday 25th and Sunday 26th September  
including the International Gala Show  
(Children's Showtime not included)

To register you must log on to

**[www.britishring.org.uk](http://www.britishring.org.uk)**

click on the Young Magicians Offer

Username: youngmagician Password: secrets



# LOOK!

## AVAILABLE NOW!

Steve Dela's *Work and Play*, the brand new double disk dvd set by the multi award winning magician, Steve Dela.



Many of you will know Steve Dela from lectures or workshops at the YMC held at the famous magic circle headquarters in London. Steve, a former YMC member himself, now presents this long awaited collection of his working repatoire for you to enjoy and learn.

**SPECIAL OFFER!**

Normal price £35

Special offer for YMC members

**ONLY £25!**

Simply bring this ad to the stall  
in Covent Garden

or enter promo code:YMCDELA  
when ordering on line from

**www.magiccave.co.uk** to  
recieve your discount.

AVAILABLE NOW

**www.magiccave.co.uk**

Alternatively pay us a visit at our stand in  
Covent Garden.