

# Secrets

THE MAGAZINE OF  
THE YOUNG MAGICIANS CLUB  
VOLUME 25 No 6  
DECEMBER/JANUARY 2018

**INSIDE**  
**RYAN JACKSON**  
**J DAY 2018**  
**CHRISTMAS BETCHA**  
**WONDERS FROM THE WORKSHOPS**  
**PLUS LOTS OF TRICKS**



[www.youngmagiciansclub.co.uk](http://www.youngmagiciansclub.co.uk)



What some of our customers have to say...

*"Totally brilliant, a must visit while in London"*

*"Right out of a modern day Harry Potter"*

*"You need a shop like this to buy magic"*



We stock a **HUGE** range of magic here in the shop...  
many of our secrets will **NOT** be found online

Pop in for a **REAL** experience of a Magic Shop -  
you never know who you might meet!

[www.INTERNATIONALMAGIC.com](http://www.INTERNATIONALMAGIC.com)

89 Clerkenwell Road

London EC1R 5BX

Tel: +44(0) 20 7405 7324

Established by Ron MacMillan over 50 years ago and still a family business !

**LIVE LECTURES \* EXCLUSIVE MAGIC \* DIVERSE STOCK**



WHERE THERE'S A WILL....



J-Day is always full of wonderful moments: There are great performances in the gala show, lectures where the biggest names in magic share tricks and advice they don't normally give away, and the competitions where you all show off your hard work in magic. You can read a full report on the day later in these pages but there was one thought that came up from almost every single performer on stage that it is worth reminding you of (and sharing with you if you weren't able to go): You, the

Members of YMC, are the future of magic. Every great magician I have spoken to was either a Member of YMC or wishes they could have been, so take advantage of the workshops, the magazine and the opportunity to meet new people and make new friends. If you do then the future of magic will be very bright!

You will receive this magazine just as the Christmas holidays appear on the horizon. Of course Christmas is an exciting time for everyone, but it is particularly enjoyable for a professional magician, who may well do the majority of their year's work in the month of festivities! It is also a great time for amateur magicians, as the parties that surround Christmas are a great opportunity to show people your magic. If you are thinking it would be fun to do some Christmas magic for your friends and family then here are a few pieces of advice to bear in mind:

**1** - Prepare! It is tempting to be at a party and decide that it is the perfect time to try a trick you saw on the internet the other day. Doing a trick without practicing is the perfect way to fail, however, so always try and plan a few tricks you can put in your pocket if you think you might have a chance to do some magic. Having things well prepared is the best way to make sure you enjoy doing them!

**2** - Enjoy! The most enjoyable thing to watch is someone having fun with whatever they are doing. You are someone who loves magic (if not, the YMC is an odd club to be a Member of!) so try and make sure that you show your audience how much fun it is. The more fun you have showing them magic, the more fun they will have watching it.

**3** - Short and Sweet! Unless you have been hired as a magician then remember that people will not be at a party just to see you do magic... so have three or so tricks planned that you can show to people, do a little show, then turn off 'performance mode' and enjoy the rest of the evening as a regular party-goer. It is always best to leave your audience wanting more.

I hope you all have a wonderful holiday, and that the New Year is full of fun and exciting things.

*Will Houstoun*

Dr Will Houstoun MIMC  
editor@youngmagiciansclub.co.uk



Published by  
The Young Magicians Club  
Centre for the Magical Arts  
12 Stephenson Way  
London, NW1 2HD  
England



Photo:  
Mark Hesketh-Jennings

THE MAGAZINE OF  
THE YOUNG MAGICIANS CLUB  
DECEMBER/JANUARY 2018  
VOLUME 25 NUMBER 6


# contents



PAGE 4



PAGE 11



PAGE 12

- 1 Editorial
- 2 Kevin's Column
- 2 News
- 4 Creating My Act: Ryan Jackson
- 7 Wonders from the Workshops
- 8 J-Day 2018
- 12 Member Profile: Thomas Mayer
- 13 Trick: The Newspaper Prediction
- 14 Trick: Cross Eyed
- 17 A Christmas Betcha
- 18 Reviews
- 20 Puzzle Corner

Editor Will Houstoun  
Art Director John Hawkins  
Proof Readers Mike Vance, Kevin Doig  
Printed by Perfect Imaging Ltd 020 8806 6630

### The Young Magicians Club Team

President Scott Penrose  
Chairman Kevin Doig  
Secretary Stuart Kelly  
Treasurer Dave Andrews  
'Secrets' Editor Will Houstoun  
Workshop Team  
Rob Page  
Dave Loosley  
Webmaster Marc Kerstein

For YMC information, workshops, etc.,  
contact [info@youngmagiciansclub.co.uk](mailto:info@youngmagiciansclub.co.uk)

© 2018, The Young Magicians Club. All Rights Reserved.  
Opinions expressed may not always reflect those of the  
Editorial team, The Young Magicians Club team or  
The Magic Circle Council.



J-Day seems a lifetime ago now and very good memories of it survive. You will read a full report of it elsewhere in this issue but I must say I was a little surprised that not more of you came along to this fabulous event. A member of The Magic Circle who is always at J-Day has, on two occasions, said to me that they think it is

better than any event that The Magic Circle puts on for its members!

I have frequently said how I wish there had been something like the Young Magicians Club around when I was a boy. I would have loved it! Yes, this magazine is superb thanks to our great editor, but there is so much more you can get from being a Member and our live events are the greatest of all! Our Workshops have, in most cases, three highly-respected

members of The Magic Circle coming along to the Headquarters of The Magic Circle exclusively for YMC Members, teaching skills for both beginners and the most skilled and experienced young magicians, and at every ability in between. You have amazing access to those fantastic premises and a wealth of experience from the members who come along to teach. And all this for just £10 a time. I have compared this to dance schools, drama classes and even other magic lessons and in just about every case the charges are twice as much for half the time. We only manage this as The Magic Circle kindly give the premises to us free of charge and the teachers generously come for just their travelling expenses. You really should not miss the opportunity to attend at least some of the Workshops every year (some enjoy them so much they come almost every month!)

And then J-Day is an amazing event. Doors open



Andy Nyman

# news

## IBM British Ring Winner!

Congratulations to former YMC Member, Megan, for winning first place in the IBM stage competition with the act some of you will have been lucky enough to see in our own Stage Magician of the Year competition. Megan was also presented with the Conventioneers Trophy for greatest originality shown in an effect.





at 10.00am and there is a very full programme until 8.00pm. The standard day includes two lectures given by some of the top names in magic (I could not believe that I managed to get Andy Nyman with us this year – we were so fortunate to just coincide with a vacant gap in his busy life and his son Preston is a past YMC Member.) There is a star interview which

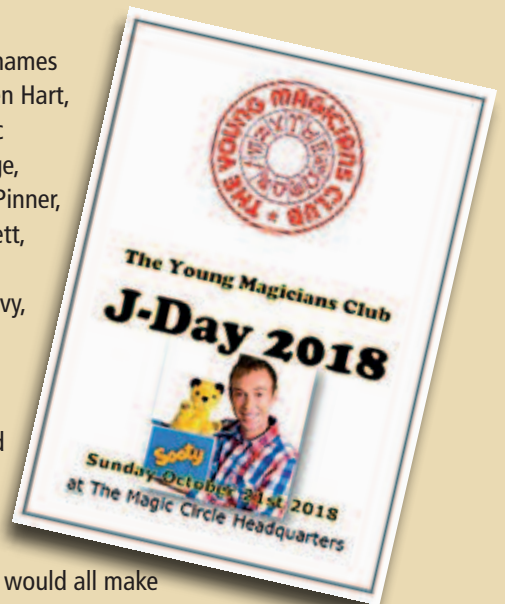
in recent years has included Derren Brown, Dynamo, John Archer, Marvin Berglas, Luis de Matos, Scott Penrose, Anthony Owen, Russ Stevens, Issy Simpson and, this year, Richard Cadell and Sooty. As well as Andy Nyman, lecturers have included Michael Vincent, Eric Jones, Nick Einhorn, Angelo Carbone, Henry Evans, Andi Gladwin, Marc Paul, Will Houstoun and Quentin Reynolds along with YMC favourites Wayne Fox, Dave Loosley, Steve Dela and Jamie Daws. And in addition to the interview celebrities and lecturers, other gala show performers

have included many star names including Jamie Raven, Ben Hart, Jay Gatling, Piff the Magic Dragon, Young and Strange, Justin Monehan, Richard Pinner, Duncan Trillo, Steve Hewlett, Edward Hilsum, Megan Knowles-Bacon, Dean Leavy, Marc Spelmann and Alan Hudson. Two fantastic competitions each year, some selected dealers and the annual YMC Awards Ceremony make up the great, packed day.

It would be great if you would all make a point of coming along to some of our events this coming year – I know you will enjoy them.

Have a great Christmas and enjoy your magic!

A handwritten signature in black ink that reads 'Kevin Pigg'.



# what's on at the circle



Full details of all public events and booking rates can be found at [www.themagiccircle.co.uk](http://www.themagiccircle.co.uk)

## The Magic Circle Christmas Show

20 - 30 December (no shows on 24-26 December, evening only on 23 and 30 December)

A festive treat with a chance to see inside the Headquarters of The Magic Circle, see close-up magic performed before your very eyes and witness the spectacular stage show. This event is for over-5s only; no refunds will be issued for under-5s. All children under 16 must be accompanied by an adult. The Dress Circle may be unsuitable for some children who may be unable to see over the balcony railing. Doors open at 1.30pm and 6pm for shows at 2.30pm and 7pm. Shows finish at approx 5pm and 9.30pm.

## Steve Allen's Christmas Cracker

23 and 30 December at 2.30pm

Join LBC's Steve Allen for a fun-filled afternoon of festive magic. Aimed squarely at fans of LBC's longest-serving presenter and lovers of all things Steve. Be warned: it may be Christmas but his acidic tongue will be in full flow. Suitable for Steve Allen and LBC fans. Doors open 1.30pm, show starts 2.30pm.



## Close-Up Magic at The Magic Circle

14 December

This event showcases some of the best close-up magicians available and audiences get to meet the performers and experience the magic in the intimate setting of the headquarters of the world-famous The Magic Circle in London, often taking part themselves. An amazing collection of close-up magicians presenting superlative magic right before your very eyes. Seeing is believing! Doors open 7pm; event starts at 7.30pm and finishes at approximately 9.30pm. All shows are of a universal nature and young enthusiasts are welcomed, over the age of ten.

# Creating My A



It all started when I found out about the Young Magician of the Year Competition. I had entered the J-Day close-up competition in 2016 but I wanted to try something that was different and out of my comfort zone.

I met up with two friends, one of whom is a very good close-up magician, the other an incredible stage magician. I didn't know what routines I wanted to perform or whether or not I wanted to act a certain way on stage, however I knew exactly what I didn't want to be. We met up a few times over the space of about three weeks and decided on what we felt would fit the act well. Once we had chosen and researched what was chosen we then had the task of making certain props that couldn't be bought. We used everything from piano wire to hot glue-bending the piano wire was somewhat traumatising and painful! From this point onwards we had to find some music to fit the pieces that I would perform. There

were many suggestions that made us question people's sanity and looking back at some of my suggestions I am questioning my own!

After weeks of rehearsals to the music it was time for the first performance to a local magic club. At the time I felt that the act was amazing and couldn't get any better. In hindsight I looked uncomfortable performing and was still learning about what I should do to avoid this on stage. We also realised how unfitting one of the songs was and decided to change it over for a song suggested by someone at the club. A few days after this, we had another look at the rules and realised that the act was too short for the competition! We spent two weeks thinking and worrying about what to do until we finally found a piece that we felt fit well. It took over a week to think about song choice and only one song was put forward, which is the piece of music still used in the act. By the time we got the materials together it was only two weeks until the heats of the competition.

It was around this time that we started to rehearse on stages at local village halls. Over the space of two weeks minor changes were made and the act was polished up as much as we could. Soon, almost before we realised, time was up! It was competition day... little did I know that this was going to be the most eventful day of my life and the lessons I learnt could not be taught by anyone.

During rehearsals I had the help of some friends or family to set up. Although I knew how to set everything properly, it took a lot longer than I expected to set up. After the set of morning contestants had performed, it was my turn! I had never felt so scared in my life. With the help of the stage manager I set the stage just like in rehearsals, and I got myself in position and waited. My name was announced, the curtains opened and I walked out. There was silence. I felt like a rabbit trapped in headlights. I immediately thanked the audience and walked back to the wings and the curtains closed. The tech crew had an issue in the box and my music wasn't playing properly. Within a few minutes the problem was solved and it was time to walk out again. It felt like *deja vu* and I was even more nervous than before. My name was called, the curtains opened and out I went. The act went reasonably well and it was all over before I knew it. Everything afterwards was a blur. We went home and started living a normal life again. A week or two after this we received an email saying I was in the final. We had just over a month to prepare for it...

We all met up again and had a chat about what we thought of the performance in the heats. We decided that one of the songs didn't fit, the bowl looked wrong, there was too much dead time, the sponge balls were too small, the rope was slightly too thin and a whole bunch of other things to do with the costume. We spent about two weeks trying to find everything that we needed and making everything that we knew we wouldn't be able to find. The village halls were

booked again for hours on end and we managed to arrange some performances at events. The rehearsals made everything about the act cleaner and the performances helped us to realise what the act did and did not need. Two weeks before the final there were a few suggestions for special effects that could help to eliminate dead time and make effects more impressive. Three days before the final we managed to add in the last of the special effects.

The setup of the final was a lot easier as I knew what I was doing and had done it hundreds of times throughout the month beforehand. The evening performance was strange as the 10 minutes I was out on stage felt like 10 seconds. Before I knew it I was setting the act and preparing myself for the actual performance. The act went as well as it could at that moment in time and was awarded 3rd place with 2nd and first place being awarded to some very strong and well-deserving performers. It was only after waking up the morning after that I had realised it was over.

The following months went by with the odd rehearsal every couple of weeks and then the email for J-Day went out. We entered the act for the stage competition and the long hours of rehearsals began again. The act didn't change very much at all. The routines within the act remained the same as before. ►





The act made it through to the final and this time won the competition!

The month after, November, was when I became a lot more familiar with my act. My local magic club, The Mid-Essex Magic Society, had a nice amount of shows where I was able to perform. There were shows most weekends as well as once, or sometimes twice, in the week. During this month we performed at more or less every type of venue you could name, which helped me to make the act more flexible.

The following few months were quiet with the odd show and a few rehearsals until around April or May when the Society of American Magicians advertised that they needed performers for their show, Stars of Tomorrow, at their convention. A few weeks after applying I found out I was in the show. After being overwhelmed with happiness I realised that it meant I was taking the act to Orlando, Florida. There were many issues with

the act at this point in time as it couldn't pack down into a case. With a lot of help the table stand was replaced with table legs and the table was adapted as necessary. The act at this point went from taking up the boot and backseat of my Dad's car to just taking up the boot!

Before we knew it we were off to Orlando! Two weeks of theme parks with a few days at the magic convention! We managed to get all of the act into America with no problems. We got to the convention for the tech rehearsal and I was able to see how strong the other acts were. The show had a very strong lineup with performers coming from all around the world. The experience made me more familiar with my act and helped me to pack my act down as small as possible. Overall my experiences, both good and bad, have helped me and have mainly been fun. I can't wait to push the act further and perform it in as many different places as possible!



# wonders from the workshops

## YMC Workshop Saturday 14 July 2018 Reported by Sam Saffron




Photo: Kevin Doig

Jacob Allen

There was a long queue stretching away from The Magic Circle gates last September because this month was special. It was J-Day. One could probably have guessed that, due to the number of tables per capita. As everyone knows, Scott loves it when you bring your own furniture!

J-Day is an annual competition for those wishing to show their magical prowess in a larger time slot than the Member of the Month competitions. Those competing had either entered themselves into the Close-up category, the Stage category or, if they decided to make their summer holidays extra stressful, they had entered both.

As the grand, blue doors to The Magic Circle opened, the Members scattered through, clutching the contents of their living room and forming a queue to pay

their attendance fee. The name tag stickers went on (and, within ten minutes, came off again) and with all necessities completed, the Clubroom became busy and loud with eager young magicians awaiting the competition.

At midday, all the Members were ushered to the Devant room for the first selection of close-up acts. After ten minutes, Kevin ran in with his camera swinging like a pendulum around his neck as he announced that we were supposed to be upstairs in the Theatre for the introduction to the day! So up we ventured for a welcome before we were ushered back down to the Devant room for the start of the acts.

The day was kick-started with acts by the magicians who had entered both categories.

There were four in total, including myself (although I'd rather forget about that!), which left a fairly even amount that remained to perform after lunch in both stage and close-up.

Although I didn't have the chance to see any of the other close-up acts, I heard some wonderful things from those who did and I greatly wish I could have seen them. Over in the Theatre, there were some truly excellent acts. Robert Stevens, for instance, performed a creative act that combined Paul Harris's Fizz Master with a Russian Roulette, in which six cans were shown and one shaken before all bar one were opened over a volunteer's head. Another example would be Seb Armstrong's trick which was delightfully *not* The Vanishing Bandana despite the all too familiar opening! It had the same theme but included a rope, a ring and some wonderful dexterity. There was also Theo Mellor's fantastic football-themed act as well as Billy Menezes' Sherlock Holmes inspired routine amongst many other very impressive performances.

All in all, it was a wonderful day... Massive congratulations to all those who got through to the finals. I'll see you there!



Jake Allen

## YMC WORKSHOP DATES 2019

Saturday 19 January 2019 \*

Saturday 23 February 2019

Annual auction.

Saturday 9 March 2019 \*

Saturday 13 April 2019

Saturday 11 May 2019 \*

Saturday 15 June 2019

Saturday 13 July 2019 \*

Saturday 14 September 2019

J-Day heats. \*

Sunday 20 October 2019 J-Day.

Saturday 23 November 2019 Mentors Day. \*

NB All dates with\* are Ali Bongo show dates.

For Members only. Workshop fee £10.00 paid on the day. Workshops will run from 11am – 4pm and will be held at The Magic Circle HQ (address on page three).

Be sure to bring packed lunch (drinks

will be provided free), a deck of cards, notebook and a pen as minimum requirements for the day.

Please note: you must register in advance for each workshop when you receive the email opening registration (normally one week before the workshop). You will receive confirmation that you have successfully gained a place. Email: chairman@youngmagiciansclub.com

If you would like to report on a Young Magicians Club Workshop e-mail me at editor@youngmagiciansclub.co.uk

# JDAY 2018

Reported by Will Houstoun



Andy Nyman



Richard Young and Richard Cadell

In the August/September issue of *Secrets* Kevin described J-Day as: "Our unmissable one-day annual convention ... that you simply should not miss!" Kevin's words set himself a big challenge, as the organiser of J-Day,

in living up to his hype but I am sure that everyone who was there would agree he managed it. If that was you then read on for a reminder of a full day of magic, and if you didn't make it along then find out why you must come next year.

The day began with a lecture from Andy Nyman, one of the people behind Derren Brown's phenomenal success as well as a fine magician and busy actor in his own right (he has starred in lots of films, but do check the age ratings before you try to watch them!). Andy taught three fantastic pieces of magic and mind-reading but it was the advice he gave, that you could use with any trick, that was perhaps most valuable. Talking about being nervous he reminded us that "it always feels scary, remember that but

never be put off by it." He also recommended trying to learn magic from books as well as from DVDs and YouTube and suggested that we try and think of all the things that could go wrong in a trick when rehearsing, so that the performances will be easier. Perhaps his most important piece of advice on that will work for you in every aspect of your life, not just your magic: "Always be kind."

After Andy's lecture there was a short break, and a chance to visit the dealers selling the latest magic in The Devant Room, before it was back up to the Theatre for the first competition of the day, the Close-up Competition. Featuring seven competitors we first saw Joshua Hennes, who performed a very slick set, before Amos Wollen took to the stage



Marc Spellman

Photos: Mark Hesketh Jennings

with a time-travel themed act. Matty Turner worked with a lovely conversational style and Mario D'Angela demonstrated some technically demanding coin work. The intersection between music and magic provided a theme for the multi-talented Sam Hinch whilst Jake Allen performed a well thought out and beautifully executed set with Rubik's Cubes. The final performer was Alfie Hawes, who brought the competition to a triumphant close, with some very good magic excellently performed. No doubt the judges had a hard time picking their prize winners (they did, I was one of them).

After a break for lunch the theme of competition continued with the stage contest. Seby Armstrong opened with a funny take on the classic 'banana/bandana' skit, featuring a specially recorded soundtrack and a magical misunderstanding. Next up was Theo Mellor, who bounded onto stage and maintained a high level of energy through a sequence of prediction effects. Robert Stevens performed what appeared to be the highest risk act of the competition, not only pulling a tablecloth from under a table of drinks but also playing Russian Roulette with a volunteer who very much did not want to get covered in Coke! If there were a prize for best entrance it would have to go to



Jamie Dawes

Jacob Allen, who skated onto stage at fun speed before enthusiastically performing a selection of magic. Finally we had Sam Saffron, who managed to neatly link a thumb tie routine with a card to impossible location, no mean feat.

The afternoon's lectures began with Richard Young, the host of The Magicians' Podcast, taking to the stage. Richard's podcast is free and fantastic, so do visit his website and listen to his in-depth interviews with some of magic's biggest names

([www.magicianspodcast.podbean.com](http://www.magicianspodcast.podbean.com)). His guest for J-Day's special live interview was the wonderful Richard Cadell, who is famous for performing with Sooty as well as his big illusion show. Both Richards commented how exciting it was to be sitting in The Magic Circle Theatre with the YMC, certain that the future's big

names in magic would be in the audience. Young then guided Cadell through a wide-ranging interview that included absolute gems of advice for young magicians. "Do something difficult," Cadell said, "and you will always be unique because nobody will be able to copy you." He also talked about the fact that first and foremost people have to like you as a performer. "The magic is you. Find yourself, make a good impression, and remember to look at people so you connect with them, even



Edward Hilsum

on a big stage." Young also asked Cadell about his work with Sooty, which led to a surprise revelation; not only was he in London to visit the YMC, he was also working on his appearance at the London Palladium for Prince Charles's seventieth birthday! ▶



Megan



Alan Hudson



Kevin Doig



Richard Cadell and Sooty

Scott Penrose, the President of The Magic Circle, who reminded all the young magicians in the audience "the world is in your hands." After the awards Richard Cadell took to the stage as the evening's compere and host, a job which he (occasionally assisted by Sooty, and even Sweep) performed with charm and grace.

The first performer on the show, Megan, worked her way through the ranks of the YMC and is now the Secretary of The Magic Circle as well as a recent winner of the IBM British Ring stage competition. Megan performed her Black Swan act, themed around a series of magical happenings backstage at the ballet, and beautifully demonstrated how good magic and a strong story can be combined to create something that is stronger than either part in isolation.

Performing a completely different style of magic, Marc Spellman demonstrated some of the mental magic that made him such a success on the recent series of *Britain's Got Talent*. In contrast to Megan's work, Marc's performance was stripped down to the bare minimum with just two pieces in his twenty-minute set. It was easy to see why he was so popular on our screens earlier in the year.

Alan Hudson has created a successful career as a busy professional magician working on the comedy circuit. It is often hard to be both funny and perform strong magic but Alan's performance was a masterclass in how to combine strong magic, with original twists, with great humour. It is no easy skill to take an act that has been built to please a grown-up lay audience and make it work for a room

Scott Penrose and Ben Hart



The final lecture of the day was presented by Jamie Dawes, who had spoken at The Magic Circle for its more grown-up Members just a few days earlier. Jamie talked about his love for spooky magic and explained a number of effects, including one with a particularly creepy mirror that the audience learned how to make at home and a piece in which he touched one spectator, only to have someone on the opposite side of the stage feel him touch them. Creepy stuff, and I suspect that YMC Members' Hallowe'en shows will have been one-hundred percent creepier thanks to Jamie!

After a final trip round the dealers it was on to the final part of the day, the evening gala show and the presentation of the YMC Awards by Kevin Doig and

full on young magicians... but clearly it is possible.

Many of you will have read an excerpt from my *Magic Circular* interview with the final performer on the show, Magic Circle Stage Magician of the Year and ex-YMC Member, Edward Hilsum. If you did, you will no doubt have noticed how much love and care Edward takes of his fellow performers, a flock of beautiful white doves, and now you will have seen him work with them live on stage. Edward himself says that his act is an evolution of one he was performing when he was a YMC Member and, as I watched him on stage, it made me excited to see where the fine magic I saw from many YMC Members will take them in years to come.

A day like J-Day does not just happen,

but takes a huge amount of work from a large team of people, above and beyond the performers and lecturers you have now read about. A huge YMC thank you must go to Andy Stone, Dave Andrews, Stuart Kelly, Megan Knowles-Bacon, Bob Hamilton, Mark Hesketh-Jennings, Amanda Mellor, Sarah Campbell, Kaz and all the other people who contributed to a fantastic day. And, of course, the biggest thanks are reserved for our Chairman, Kevin Doig, who pulled the whole day together. Thank you!

## The Awards

- Fox Technical Award to **Joshua Hennes**
- Kaymar Komedij Kup to **Amos Wollen**
- Pete McCahon Trophy for Originality to **Seby Armstrong**
- The Marvin Berglas Rising Star to **Ben Hart**
- Close-Up 3rd Prize to **Sam Hinch**
- Close-Up 2nd Prize to **Amos Wollen**
- Close-Up WINNER: **Jake Allen**
- Stage 3rd Prize to **Sam Saffron**
- Stage 2nd Prize to **Theo Mellor**
- Stage WINNER: **Robert Stevens**
- YMC Member of the Year awarded to **Sam Hinch**

Sam Hinch

Jake Allen

Robert Stevens



# member profile **Thomas Mayer** Age: 12

## How long have you been a Member of the YMC?

Four months.

## Who are your favourite magicians?

Penn and Teller because they incorporate comedy into their magic.

## What kind of magic do you enjoy the most?

Card and close-up magic as I feel it really involves the audience and lets them be a part of the magic.

## What do you think makes the perfect trick?

The perfect trick has to be well practiced but also suitable for whichever audience the trick is being performed to.

## What do you think makes the perfect magician?

I think the perfect magician has to be able to adapt his or her magic to suit all ages.

## What is your favourite magic book?

I haven't actually read any magic books as I usually use YouTube to help me learn.

## What is your favourite magic DVD?

My favourite magic DVD was one that came in an Eddy's magic set. I enjoyed it because the magician was silent so it taught me that you still get a powerful effect even when you are not talking.

## What is your favourite non-magic book?

Definitely *Harry Potter* because it is packed with adventure.

## What is your favourite film?

Again one of the *Harry Potter* movies and it would probably be *Harry Potter and the Order of the Phoenix*.

## If you could interview any three people - real or fictitious, dead or alive - who would they be and what question would you ask each of them?

Harry Potter: What was going through your head when you were told about Hogwarts?

Alex Rider: If you don't like working for MI6 why do you still go back there?

Stephen Hawking: How did you find out all of your scientific discoveries?

## What is your strongest non-magical performing influence?

My mum and my brother because my mum is always there for me when I want to perform a trick and my brother Izaak always points out any mistakes I make so I can correct them.

## What is your strongest magical influence?

My friend once invited me to go see Dynamo and after that I always wanted to learn magic tricks.

## Top tip for improving your magic?

I would say just to practice in front of a camera and watch it back to correct any errors you make.

## What do you like best about the YMC?

I love being able to share and learn new tricks with other people around my age.

## People you would like to thank in magic for either their help or encouragement?

I would like to thank my Mum and Dad as they were the ones who got me my Membership for my birthday.

## Bonus question: How do you deal with messing up?

I just keep talking and try to lead that trick in another direction.



# trick

## The Newspaper Prediction

CHRIS WARDLE



Here is an idea for when you are performing for a larger audience, perhaps in a stand-up or stage show situation.

The performer displays three newspapers, for example the *Daily Express*, the *Daily Mail* and the *Metro*. Approaching someone on the middle of the front row, they are

asked to choose any one of the newspapers (e.g., *Metro*) and to hand it to the person on their left. This second helper then pulls out any double page from the newspaper and hands it to the person on their left. This third helper then adds up the four numbers showing on the newspaper pages (using the calculator option on their phone) and then hands the newspaper left again, on to a fourth spectator, showing them their total for them to check and verify. The random total is

then agreed and announced by this fourth spectator (e.g., 90).

The performer recaps that a newspaper was freely chosen, any double page was removed, and a number has been arrived at through a random sequence of decisions, that is the number announced by the fourth spectator. Standing in front of him, the performer asks

this fourth spectator to look under their seat. Taped to the underside of their seat is an envelope containing a prediction which is opened out and read. It states: "I know that the freely chosen newspaper will be the *Metro* and the random number will be 90!"

### Method and Working

This effect uses two methods at the same time; a number force and multiple predictions. Firstly, the number. It is a little-known fact that if you look through a standard, double-page newspaper, the numbers on the sheets of one paper page, which is four sides of the newspaper, always add up to the same number! For example, the *Metro* is usually made up of 11 sheets, which means the front page is page 1 and the back page is numbered 44. Therefore, if you removed this double page, you would get the page numbers 1, 2, 43 and 44. Added these total 90. If the spectator removed the second double page, they would get the page numbers 3, 4, 41 and 42. Added these also total 90 and so on, all the way through the newspaper.

Choose three newspapers (just make sure they don't have a single sheet in the centre and are all double-page newspapers) and add up the pages of one sheet of each so you have the three totals, one for each newspaper. Then write your three predictions, stating the name of the newspaper and its number total, as in the example above.

You will now put each prediction into an envelope and tape it to a different chair on the front row, well before the show begins, as shown below:



Therefore, the *Daily Express* prediction is taped under the fourth chair on your left, the *Daily Mail* prediction under the chair of the spectator you hand the three newspapers to at the start and the *Metro* prediction under the chair of the

The performer recaps that a newspaper was freely chosen, any double page was removed, and a number has been arrived at through a random sequence of decisions, that is the number announced by the fourth spectator.

fourth spectator on YOUR right.

In the example above, the first spectator chose the *Metro* and worked along the line on THEIR left, so YOUR right. Therefore, the prediction is on your far right. If the *Daily Express* is chosen, you finish by getting the fourth spectator on YOUR left to look under their seat and you instruct the spectator in the middle to work along the row on THEIR right.

If the *Daily Mail* is chosen, you patter about what has happened and gradually work your way back to the first spectator, who started off the experiment in the first place by choosing any newspaper, then ask them to look under their seat.

The subtlety of this, is that your emphasis suggests that the experiment has LED to this one spectator (either LEFT, RIGHT or MIDDLE) and so does not

**If the *Daily Mail* is chosen, you patter about what has happened and gradually work your way back to the first spectator, who started off the experiment in the first place.**

suggest anyone else. If a spectator either side were to reach under their seat, they would not find anything, as the other predictions are two seats away, and the way the effect is constructed, it appears that the decisions only end on either the final spectator who announces the total OR by returning to the person who set

the whole experiment in motion.

By combining two predictions, the newspaper choice and the number total, this is taken away from being a purely mathematical effect and the force of number using a newspaper is one of those things which is almost obvious once it is pointed out but otherwise goes undetected!

IAN ADAIR



# trick

The performer displays a regular deck of cards back and front, which can be examined if wished. A spectator selects a card from the deck which he replaces. The deck is now well shuffled by the spectator. The performer fans the

deck to herself and removes one card. It's the card which the spectator selected!

There's a surprising climax to this effect... When the face of the deck is ribbon-spread across the table surface all the cards now have bold crosses marked on them. "This had to be your chosen card, all the others have been crossed out!" the performer quips.

## Requirements

Two identical decks of cards. These don't have to be your best Bicycle cards. In fact, since one of the decks can only be used for this trick, it's best to purchase two inexpensive ones from one of those Pound shops.

One of the decks is un-faked, whilst the other is gaffed by marking bold crosses ('X') on the faces of all fifty-two cards.

Although it is best to wear a jacket during performance, the effect can be performed without. If you are wearing a jacket, have it unbuttoned and have a folded pocket handkerchief positioned inside the right outside pocket to act as a divider. Remove the outer case of the gaffed deck and insert the stack inside your jacket pocket, on one side of the folded handkerchief. The opposite side of the handkerchief is left empty at this stage.

The un-faked deck is in its case and can be carried within your side jacket pocket.

**One of the decks is un-faked, whilst the other is gaffed by marking bold crosses ('X') on the faces of all fifty-two cards.**

# Cross Eyed

## Working and Presentation

The regular deck is removed from its case and shown on both sides. A spectator can not only examine the deck, but can shuffle it. The deck is fanned face down, and a spectator freely selects one of the cards. It doesn't matter which one is chosen, since there's no force here.

Whilst the performer turns her back on her audience, the spectator is asked to reveal the face of the chosen card to all around him. The performer retains the remainder of the deck in her right hand. Whilst her back is facing the audience, she quickly ditches the deck she is holding into her inside jacket pocket, on the empty side of the handkerchief. At the same time, the same hand picks up the gaffed deck, which will come into view when she rotates to face the audience. Of course, the backs of the cards are on view and the audience have no reason to doubt this is a different deck.

This deck is fanned (faces downwards) and the spectator is asked to insert his chosen card anywhere within it. The deck

**Whilst the performer turns her back on her audience, the spectator is asked to reveal the face of the chosen card to all around him.**

can be handed to the spectator, who is asked not to look at the faces at this stage, but simply to shuffle it.

When the deck is returned to the performer, all she has to do is fan the faces towards herself and look for the only card which doesn't have a bold cross on it. This she removes and then reveals as the chosen card.

The surprise comes when the deck is spread across the table to reveal all 52 with bold crosses on their faces.

Don't forget to mention the reason for the crosses, that each cross eliminates each card.

Note: If you are not intending to wear a jacket, the effect can work perfectly well by switching the decks using one of your trouser pockets. The folded pocket handkerchief is still required.





P R E S E N T S

# THE MAGIC CIRCLE CHRISTMAS SHOW 2018

---

**20-30<sup>th</sup>**  
DECEMBER 2018

DOORS OPEN  
**13:30 & 18:00**

---

WWW.THEMAGICCIRCLE.CO.UK

# A Christmas Betcha

**A**s we approach Christmas it is always a good thing to have a few little bets up your sleeve... You can use them to amuse your friends and family and who knows, you might even win an extra slice of Christmas pudding!

## Three Glass Tower

Three empty glasses are presented. Someone is asked to balance one glass onto the rim of another glass and then to balance the third glass atop the second.

## Secrets

The three glasses should be identical and have a thick rim. This works best with glasses that do not taper in size. While looking straight down at the glassware, pick up glass #2 with your left hand and balance the bottom center of it atop glass #1 in the ten o'clock position. Simultaneously pick up glass #3 with your right hand and balance the bottom center of it atop glass #2 in the two o'clock position (Figure 1).

Slowly adjust the glasses with each hand until you can feel that they are balanced and let them go. Just remember ten and two o'clock.

This is amazing when done right. When it's done wrong you'll need a broom and some bandages!



**The Kaymar Magic Company**  
**Quality Affordable Magic**



10% Discount to Young Magician  
Club Members

**The New Kaymar Catalogue**  
**is now available Only £3-00**

(includes £3-00 discount voucher off future purchases)

**Visit our Website [www.kaymarmagic.com](http://www.kaymarmagic.com)**

or visit our magic studio at :

**The Kaymar Magic Company Ltd**  
**43, Waltham Crescent**  
**Nuneaton CV10 9JG**  
**02476 353904**

# reviews

## Childsplay

by Chris Congreave

Blank-faced cards plus 60 min instructional DVD. \$40.00 (£25) plus p&p from your favourite dealer. Dealers contact Murphy's Magic Supplies, [www.MurphysMagic.com](http://www.MurphysMagic.com).

Reviewed by Richard Pinner

Will gave me this to review because, just like me, as soon as he saw the main Childsplay image he thought of my trick Kids Kards. Chris very kindly thanks me for the inspiration on the DVD and that's where the similarity ends. Phew! He also credits Gary Jones for his effect Touched as another source of inspiration.

Along with the well-produced DVD you get half a deck of blank-faced cards. On the DVD are three versions of the photo reveal all ready for you. You need to supply half a deck of regular cards, do a little printing and some drawing.

The effect is great. First you show a picture of a little girl, probably in your wallet. This gets put away and then you have two cards chosen, one physically and one mentally. The picture is re-shown fully and the audience see that she is holding a hand-drawn duplicate of the first chosen card. Then you say she drew you another card before you came out and that is in your wallet, too. Ta-da! It's the merely thought-of card. Both revelations are impossible. To get a better idea of the routine have a look at the demo by searching for 'Childsplay magic' on YouTube.

I don't have a suitable wallet for the effect but this is not a problem as there are several different handlings on the DVD including an iPhone version. You don't need a wallet but I think the effect is diminished if the second reveal (the duplicate hand-drawn card) isn't in some way restricted.

Chris is joined on the DVD by Lee Smith and together they do a very good job of clearly explaining

everything. You do have to do some initial preparation and you could argue that the photos could be provided, pre-printed, for you. Personally I don't

mind a little craft project and if the trick stays in after trying it out for this review then I will probably make my own photos anyway. Also that's the kind of thing that quickly pushes up the price and I don't think it's necessary in this case.

The effect is very strong, the method is simple, the plot straight forward and I think the price is right. You get a fully worked-in piece that you can do immediately. This is not a pipe dream or just another half-baked idea that you will resent paying for. Highly recommended.

## Eye Wonder: The Amazing Paradoxical and Magical Illusionary Worlds of Jerry Andrus

by Al Seckel


iTunes iBook Store Download. £2.99 from the Apple iBook Store.

Reviewed by Will Houstoun

As a card magician with an interest in optical illusions I was excited to hear that Al Seckel has released an iBook (a digital book that can be viewed on an iPad) dedicated to Jerry Andrus's magic and illusions. If you have not come across Andrus before then I think a part of the script he used at the beginning of his performances will give you some idea of what sort of a

person he was. "If what I'm doing as a magician primarily doesn't fool you then I am not doing my proper job," he would say, "but if I do or say anything that makes anyone feel foolish then I am not doing my proper job as a human being."

*Eye Wonder* includes biographical information on Andrus, an essay on Andrus and his optical illusions by Al Seckel, a chapter showing some of Andrus's original optical illusions, a chapter on Andrus's magic, a tribute by Barry Brilliant and finally a selection of interviews with Andrus. By publishing this material as an iBook Al Seckel has been able to bring Andrus and his creations to life in a way that conventional print could not achieve. As well as pictures and written descriptions of the



different items the book also includes video footage of Andrus demonstrating his tricks and illusions. For example, you can read a description of the mind-bending Crazy Nuts and see a picture of them, then when you want to really understand what the illusion looks like, you can watch a video of it. Or, after reading an essay on what kind of person Andrus was, you can watch a short video clip of him talking about some aspect of his life that he feels is important.

*Eye Wonder* is well designed and works smoothly on an iPad or the computer programme iBooks. One thing that you will not get from *Eye Wonder*, however, is explanations of the magic that you will see. This is quite appropriate as the book is available to the public and a little research will lead you to any trick that particularly takes your fancy. Costing less than a cup of coffee the demonstrations in and of themselves seem like excellent value for money.

As someone who has enjoyed reading Andrus's material, as well as meeting him briefly at The International Magic Convention, *Eye Wonder* is a fantastic chance to experience more of his magic and thoughts. For anyone who is not familiar with Andrus's work the book provides a wonderful introduction.

## Tarantula 2

by Yigal Mesika

Gimmick and online instructional video. \$75 (£58) from your favourite dealer. Dealers contact Murphy's Magic supplies, [www.MurphysMagic.com](http://www.MurphysMagic.com).

Reviewed by Roberto Forzoni

I have a love-hate relationship with invisible thread magic. It can be extraordinary or totally frustrating. In the hands of thread experts the level of magic you can achieve is truly beautiful. What is more magical than being able to float objects in the air? Floating a sweet into your mouth or a ring back onto a spectator's finger is real magic and normally, in the eyes of laypeople, restricted to TV performances. I'm not sure if other magic effects can be so impactful, especially so close-up.

Yigal Mesika is one of the world's leading thread magicians with a reputation of producing some of the most innovative invisible thread devices available, from pens to hidden finger devices. Several years ago Yigal released *Tarantula*, a device using a sanada-type gimmick. Now some seven years later comes *Tarantula 2*, which includes some practical and welcomed improvements on the original gimmick, including a USB rechargeable battery (allowing between 50 to 100 performances), along with an easily-operated control that can lock and unlock a silent motor at will.



As with many magic effects today, when purchasing *Tarantula 2* you receive the well-made gimmick along with a link to a nicely produced instructional video. You'll be excited.

On the instruction video Yigal takes you through how to set up, use, and maintain the *Tarantula 2*. Several effects are also explained. The video covers: History of *Tarantula*, Features of *Tarantula 2*, How to adjust *Tarantula 2* to fit your finger, How to break the thread, How to fix broken thread, and How to secure thread to wax. Effects explained in the video include: Floating bill, Floating candy/Lifesaver, Magnetic bill, Haunted deck, Hover ring, and PK (or Voodoo or Ghost) touches.

Invisible thread devices come in many forms, the most basic being simply using one piece of thread attached to your body; many workers prefer ITR's because of their simple mode of operation and the fact they have no motors, no batteries and are relatively easy to fix. So what's so special about this particular gimmick? The *Tarantula 2* does allow you to do some quite spectacular magic solely because the gimmick is hidden in your hand. The motor concealed in the *Tarantula 2* gimmick is wonderfully silent, and with some practice you can adjust the timing and speed of the floating or retracted object (normally a bill/note).

A practical piece of advice when purchasing the gimmick would be to purchase spare thread reels and wax, as you will inevitably go through many breakages. Yigal recommends that if you are working with this kind of gimmick you might consider purchasing two (which does appear to reinforce the downside of thread work). Even if the advice seems to be a sales pitch, any worker would see the benefit of using two of these devices if they form part of their working repertoire.

If you take the time to practice with this device you'll be able to do some quite spectacular magic. Two of the strongest routines demonstrated and explained by Yigal include floating a sweet into your mouth or a ring back onto a spectator's hand. Magic doesn't get any stronger than that.

# puzzlecorner



## Christmas Wordsearch

### Last Issue's Answer

Last month's question was as follows: J-Day will take place later this month (make sure you register to come if you can) and, as part of the day, there will be an awards ceremony. One of the awards will be the Marvin Berglas Rising Star Award, but can you tell me who won 'the Marvin' in J-Day 2017? (Clue: She appeared on Britain's Got Talent and her Grandfather is a wonderful magician.) The correct answer was 'Issy Simpson'. Congratulations if you got it correct, and even more so if you were the randomly selected winner!

MAGIC

ESTD

TRICKS

1990



# ALAKAZAM MAGIC UK

## RISING CARDS ROB BROMLEY

THIS VERSION OF THE CLASSIC RISING CARD EFFECT IS HAND CRAFTED BY THE MASTER OF PLAYING CARD ENGINEERING ROB BROMLEY.

THE GIMMICK IS BEAUTIFULLY MADE AND WORKS WITH A SUPER SMOOTH ACTION.

IMAGINE HAVING ONE OR EVEN MULTIPLE CARDS SELECTED AND SIGNED. THE CARDS ARE LOST BACK IN THE DECK AND ONE BY ONE THEY RISE FROM WITHIN THE CENTRE OF THE PACK.

THE RISING CARD EFFECT IS A CLASSIC OF MAGIC AND IT IS PRACTICALLY SELF-WORKING.

COMES COMPLETE WITH SPECIAL RISING CARD DECK AND FULL INSTRUCTIONAL DVD WITH ROUTINES AND HANDLINGS FROM PETER NARDI AND DAVE LOOSLEY!



## WHAT IF?

AGAINST ALL ODDS 2

Carl  
Crichton-  
Prince

"WHAT IF?" IS CARL CRICHTON-PRINCE'S TAKE ON ALAKAZAM'S BEST-SELLING EFFECT AGAINST ALL ODDS.


CARL HAS TAKEN AGAINST ALL ODDS AND MADE IT SO MUCH MORE DECEPTIVE, WITH SOME INCREDIBLE CONVINCERS.

"WHAT IF?" LOOKS SUPER FAIR AND MAKES THE PERFECT IMPOSSIBLE LOOKING LOTTERY PREDICTION.

"WHAT IF?" IS SUPER EASY TO PERFORM AND COMES COMPLETE WITH THE CUSTOM DECK AND FULL TUTORIAL DVD WHICH NOT ONLY TEACHES THE NEW HANDLING AND CONSTRUCTION OF THE DECK BUT WE ALSO INCLUDE THE ORIGINAL DVD FROM AGAINST ALL ODDS SO YOU CAN LEARN HOW TO PERFORM PETER'S ORIGINAL ROUTINES, INCLUDING HIS AMAZING STAGE VERSION OF THE EFFECT!

"WHAT IF?" IS PERFECT FOR CLOSE-UP, PARLOUR OR STAGE!

Alakazam Magic Limited, Unit 113 Ellingham Industrial Estate, Ellingham Way, Ashford, Kent TN23 6LZ  
Telephone: +44 [0] 1233 637888 / +44 [0] 1233 663636



# Cube3

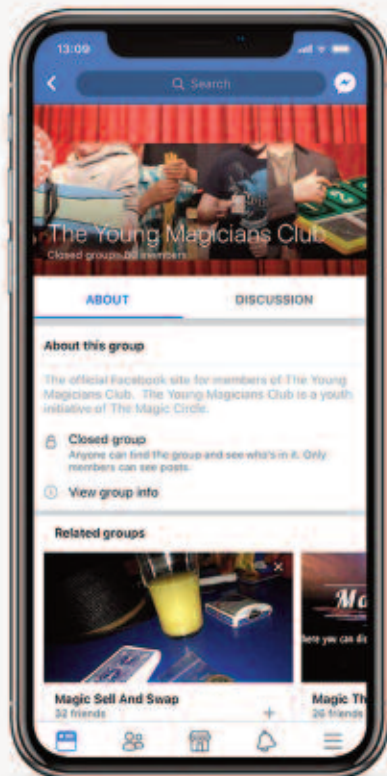
By Steven Brundage

## Davenport's

Central London  
Magic Shop,  
Studio and  
Classes

[davenportsmagic.co.uk](http://davenportsmagic.co.uk)

7 Charing Cross Underground Arcade  
The Strand, London, WC2N 4HZ



 Find us on  
**Facebook**

## THE YMC FACEBOOK GROUP

### ARE YOU THERE YET?

Our YMC Facebook group is becoming very popular and increasing numbers of you are joining up. If you have a Facebook account (yes, I know you have to be 14 or over) then sign up and join in our discussions. Your fellow Members are there waiting for you!